

FSN Series

2.5 M/E multi-format production and presentation switchers



"We wanted a small flexible system without a lot of external conversion equipment, and the FSN allowed us to do that."

Stephen Gray, CT Touring



Features:

- Inputs:
 - Up-to 40 native SDI inputs
 - Up-to 10 scalable inputs (SDI/analog/DVI)
 - Color correction for all inputs
 - Dedicated DSK cut and fill inputs
- Outputs
 - Up-to 40 native SDI
 - Up-to 6 universal (SDI/Analog/DVI)
- Four 2D-DVE Channels
 - PIPs with borders and shadows
 - Keyframe effects with shot-box
 - Flip, freeze, variable strobe and color effects
 - Scalable key cut and fill
 - Cropping and resizing
- Integrated 16-channel Multiviewer
- Four keyers and DSK
- 2.5 M/E control with a compact console
- Advanced memory section with "Enables"
- 3G Ready
- Less than 3 lines delay for native sources
- Control panel with production switcher layout
- Hot-swappable active cards and fan tray
- Multiscreen and widescreen support
- Internal widescreen blending support (upcoming release)
- Seamless AUX switching (upcoming release)
- FSN-1400 dual redundant power supplies

The fusion of production and presentation switching

The FSN series is a new high-resolution, 3G ready, switcher that combines advanced multi-format production and presentation switching in one highly integrated unit. By seamlessly integrating multiple video and computer graphics formats on a common platform, the FSN series provides a streamlined package that's modular, easy to operate, and easy on your budget.

The FSN allows control of two full M/E busses from the FSN-150 control panel. With a press of a button, the bus can be toggled to control either M/E 1 or M/E 2, without requiring additional hardware. FSN features seamless switching for up to 12 AUX outputs, supporting single and multiscreen displays.

With up to 16 cross converter/up/down scalers, an integrated 16-channel Multiviewer and four DVE channels, the FSN places serious input and output capabilities at the user's fingertips in a single 6RU chassis.

As the industry's next generation switcher, the FSN series represents the perfect fusion of production and presentation switching. SDI native sources can be processed with less than 3-line delay. Additionally, the FSN can support multi-format inputs and outputs at different formats and resolutions.


Production applications: OB vans, production trucks

Presentation applications: Live events, house of worship, auditoriums

BARGO

Visibly yours

FSN-150 Compact Controller



Custom Control Section
Buttons can be programmed to perform functions such as, macros, preset recalls, freeze, menu access and more. The FSN-150 includes eight dedicated custom buttons.

USB
Enables users to backup and restore system, and update system code.

Memory Section
Enables users to store and recall complete or partial switcher setups using 1000 memory registers. This advanced memory system includes high-end features such as enables/disables. Latching, store and recall for easy entry.

Aux Section
Assigns sources to native or scaled Aux bus outputs. Buttons are provided for 16 Aux outputs. Additional Aux outputs are switched on the GUI.

M/E Transition Section
Provides controls for creating cuts, mixes, wipes, keys, and triggering DVE moves. The LCD display indicates key sources, the transition rate and the active memory register.


LCD Displays
Daylight viewable, programmable high resolution LCD displays show all source names and custom button names. All displays are angled for easy viewing.

Instant Transitions
This section provides instant CUT or MIX functions for both keyers, regardless of T-Bar position.


M/E Banks
Each M/E includes Background (BG), Preset (PST), and Key buses. Buttons can be assigned to inputs, color backgrounds, stills and test patterns. A dedicated BLACK button is provided. Selectable between M/E 1 and M/E 2.

PGM/PST Bank
The PGM/PST bank includes PGM and PST buses plus a phantom DSK Assign bus. All buses operate in "flip-flop" mode.

PGM/PST Transition Section
Provides controls for creating cuts, mixes, wipes, a downstream key (DSK) and a fade to black (FTB). The LCD display indicates the DSK source, transition rates for DSK and FTB, and the active memory register.



FSN-1400 Video Processing Chassis



FSN-1400 - Typical full configuration

| Card | FSN-1400 Slots | | | | | | | | | | | | | | Max. # of cards | Inputs | | | | Outputs | | | Scalers |
|------|----------------|---|---|---|---|---|---|---|---|----|----|----|----|----|-----------------|--------|-----------|-----|-----|---------|-----------|--------|---------|
| | 1 | 2 | 3 | 4 | 5 | 6 | 7 | 8 | 9 | 10 | 11 | 12 | 13 | 14 | | Native | Universal | DSK | LTC | Native | Universal | Multv. | |
| NIC | • | • | • | • | | | | | | | | | | | 4 | 8 | | | | | | | |
| UIC | | | • | • | • | • | • | | | | | | | | 5 | | 2 | | | | | | 2 |
| M/E | | | | | | | • | | | | | | | | 1 | | | 2 | | 16 | | | |
| DVE | | | | | | | | • | • | | | | | | 2 | | | | | | | | 2 |
| MVR | | | | | | | | | | • | | | | | 1 | | | | 1 | | | | 2 |
| UOC | | | | | | | | | | • | • | • | | | 3 | | | | | | 2 | | 2 |
| NAC | | | | | | | | | | • | • | • | | | 3 | | | | | 8 | | | |
| SYS | | | | | | | | | | | | | • | | 1 | | | | | | | | |

• Included with the FSN-1400 chassis ◻ Optional

Remote AUX Panels (Upcoming release)



The remote Aux panel enables you to control a selected Aux bus from a remote location. The 1RU panel provides access to all sources on the control panel, plus all Program, Preview and Clean outputs. Up to 32 Aux panels can be connected to the FSN chassis via Ethernet.

Native Input Card (NIC)

The Native Input Card (NIC) accepts up to eight SD/HD/3G SDI signals. The FSN-1400 can accept up to four NICs, allowing up to 32 native SDI inputs to be installed. Since there are no scalars on the NIC, all connected inputs must be set to the native resolution of the FSN.

The NIC provides frame synchronization for all inputs with a jitter window of ± 0.5 lines per input channel. From the system's touch screen menu, you can monitor the input video timing and lock status.

In addition to frame synchronization, the NIC provides the following video processing features on a per-input channel basis:

- Hue and saturation adjustment
- Independent RGB contrast and brightness adjustment
- Horizontal and vertical mask adjustment
- Freeze
- Output black on LOS (Loss Of Signal)
- Color gamma correction
- Input configuration files saved on per-connector basis



Universal Input Card (UIC)

The Universal Input Card (UIC) is a high performance dual-channel scaling processor that accepts a wide range of video and computer signals, and converts them to the switcher's native format. Each channel operates independently.

The FSN-1400 accepts up to five UIC cards, allowing up to 10 universal, non-native input signals to be scaled. Each channel accepts analog RGBHV/RGBS/RGsB, YPbPr video, S-video, Composite input signals on HD-15 connectors, DVI digital signals on DVI-I connectors and SD/HD/3G video on BNC connectors.

A custom algorithm allows each channel to automatically and rapidly lock to the selected input video source. For genlocked sources, the delay through each scaling channel is one frame.

In addition, the UIC provides the following video processing features per input channel:

- Freeze
- Input size and position adjustments
- Brightness and contrast adjustment
- Hue, saturation
- Independent RGB contrast and brightness adjustment
- Gamma adjustment
- Scaler sharpness control
- Powerful de-interlacing modes:
 - Motion adaptive
 - Field to frame (for low latency)
 - pSF (Frame-to-Frame)
 - 3:2 (NTSC) and 2:2 (PAL) pull-down detection
- 12-bit processing
- Output black on LOS (loss of signal) or invalid signal
- Input configuration files saved on per-connector basis
- Flicker filter



Multiviewer Card (MVR)



The Multiviewer card provides a fully integrated monitoring solution, eliminating the need for multiple monitors and signal distribution, simplifying your system's operation and reducing the overall operating cost. The Multiviewer enables you to monitor up to 16 video signals, comprised of any input source, any Program, Preview or Clean feed output, and any Aux bus output.

In addition to video sources, the Multiviewer can also display a real-time-clock (RTC) or timecode from the MVR card's LTC input connector.

The Multiviewer operates in either single or dual monitor modes. In single mode, up to 16 PIPs can be displayed on a single monitor. In dual mode, the 16 PIPs are distributed between two DVI-D and HD-SDI monitor outputs. Over 20 different layouts are available, designed to fit any monitoring requirement.

Once a layout is selected, you can customize the text, background, border and UMD color. Any PIP can be turned off, and the overall layout's background color, border color, and UMD (Under Monitor Display) color are all variable. The Multiviewer provides standard red/green tally within the UMD, and PIP borders automatically turn red to indicate loss-of-signal (LOS) or cyan when the corresponding input source is frozen. Just like all FSN cards, the Multiviewer card is hot-swappable, allowing for quick and easy extraction and insertion, without disturbing the system operation.



2D Digital Video Effects (DVE) Card



The 2D-DVE card allows you to create PIPs from any source. A wide variety of effects are offered, including sizing, positioning, cropping, and programmable borders and shadows.

Up-to two 2D-DVE cards can be installed in the FSN-1400 chassis, each card containing two independent DVE channels. All inputs and outputs signals to the DVE card are internal to the chassis, and no external connections or rear I/O connector card is required.

Keyframes and the Shot Box



Using the touch screen menu, you can easily create keyframe effects, allowing PIPs to “fly” anywhere on or off screen with ease. PIP size, border and shadow parameters can all be dynamically re-sized from one keyframe to the next, creating sophisticated and visually dynamic morphing effects.

In addition, a “shot box” enables you to store and retrieve 128 keyframe “looks.” Complete keyframe effects can also be stored and recalled from the switcher’s memory system.

Flip, Freeze, Colorize



In addition to creating PIPs and keyframe effects, the DVE card enables you to create a variety of stunning special effects. For example, a full color image can be tinted to appear in sepia tone, monochrome, strobed at variable rates, frozen, or flipped both horizontally and vertically.

In addition, each of the RGB components for any selected input can be modified independently, allowing you to colorize images according to the creative requirements of your program.

DVE Menu



The system’s DVE menu provides an easy and intuitive way to set up and run each DVE channel. All buttons are color-coded according to functionality, and on the menu’s “size and position” tab, the central palette contains dedicated presets for rapid and accurate effect creation. Additional tabs are provided for effect setup, panning and zooming the source within a PIP, masking all edges, and creating borders and shadows.

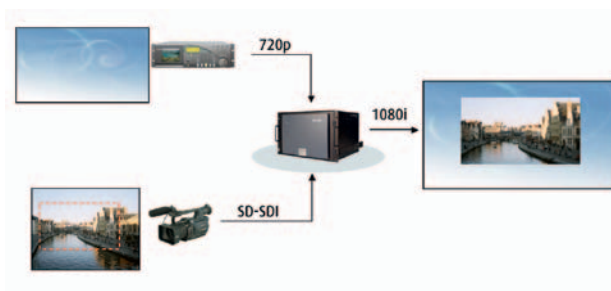
DVE Applications

Following are two of the many applications for which the FSN’s 2D DVE can be used.

Image Cropping and Resizing

In this application, the FSN’s native resolution is set to 1920 x 1080i:

- A video server provides a background image at 720p.
- A live SD-SDI image with a 4:3 aspect ratio is captured by the FSN.
- A portion of the live image is cropped and displayed in a PIP.
- A border and shadow are added to the cropped image.
- Using a dual-keyframe effect, the PIP can be dynamically resized and moved anywhere on or off screen.

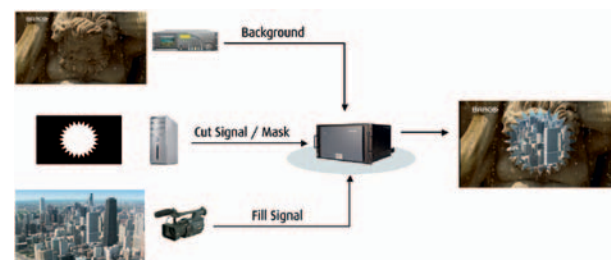


Cut and fill

In this application:

- The image from the video server is used as a background
- The high-contrast cut signal is generated on a PC
- The live camera provides the fill signal
- Individual DVE channels are assigned to both the cut and fill signals, and the resulting PIP is keyed over the background

Note that within the FSN, any source can be used as a cut or fill signal and routed to any DVE channel.



Universal Output Card (UOC)

The Universal Output Card (UOC) is a high performance dual channel scaler card that enables the FSN to output DVI, Analog or SMPTE 3G/HD/SDI signals, independent of the switcher's native video format.

Inputs to the UOC are internal, simplifying system setup and wiring. Up to three UOCs can be inserted in the FSN-1400 chassis, providing six independent outputs, each of which can output at a different format and resolution. When the system's UOC capability is combined with its UIC capability, FSN effectively operates as a multi-channel "anything in, anything out" system.

In the bottom diagram, several sources at different formats and resolutions are connected to FSN. In this example, which uses three UOCs, the FSN outputs six different signals at different formats and resolutions.

You can select the output format for each channel via the UOC setup menu, and all standard analog, DVI and SDI formats are available. In addition to standard formats, you can also output custom resolutions and timings, thus further enhancing the system's "anything in, anything out" flexibility.

The UOC outputs can vertically genlock to the system's internal sync, or free-run. For vertically locked outputs, the frame delay is one or two (user selectable) interlaced fields for interlaced native outputs, or one progressive frame for native progressive outputs.

The UOC also offers additional effects:

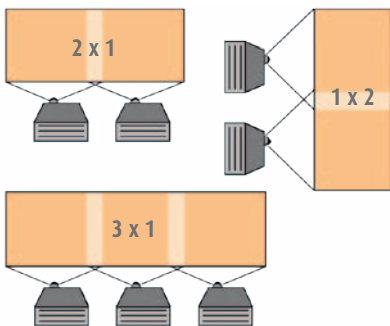
- Pan and zoom
- Brightness, contrast, hue, saturation, and gamma correction
- Internal test pattern



Multi-screen support*

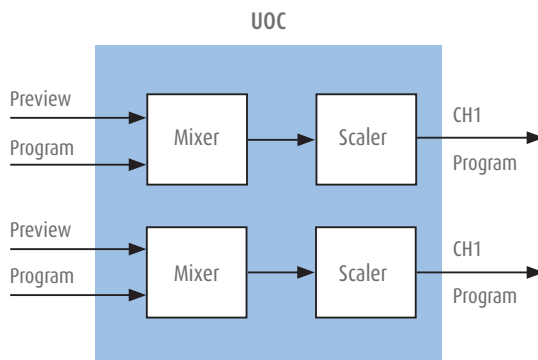
Depending on the number of UOC cards, the FSN can support up to six single screens or a combination of single-screens and edge-blended widescreen configurations. Feathering is fully integrated for the edge-blended configurations. (*upcoming release)

Supported widescreen configurations:

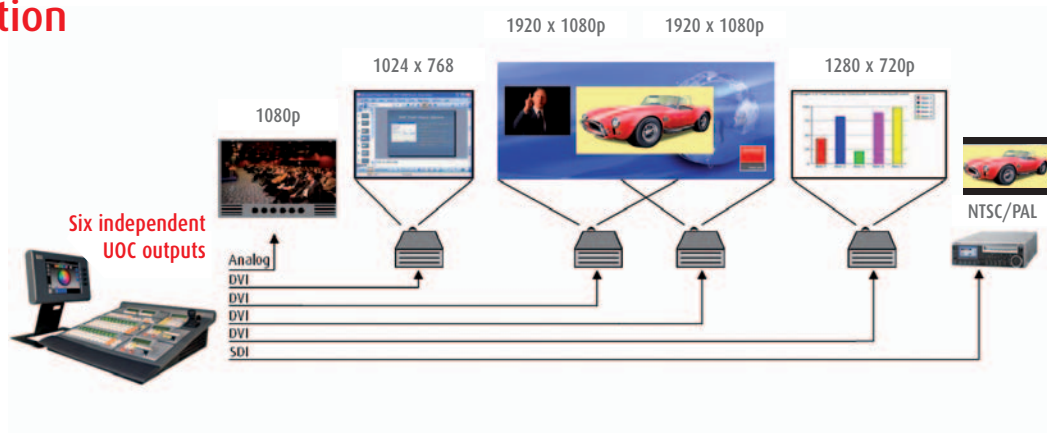


Mixers*

Each UOC channel can be independently defined to include a mixer before the scaler. In the diagram both channels are defined with a mixer, but a combination of a mixer and non-mixer configurations is also allowed. The mixers support cut and dissolve transitions. The Preview inputs to the mixers can be viewed with the Multiviewer card prior to the transition. (*upcoming release)



UOC Application



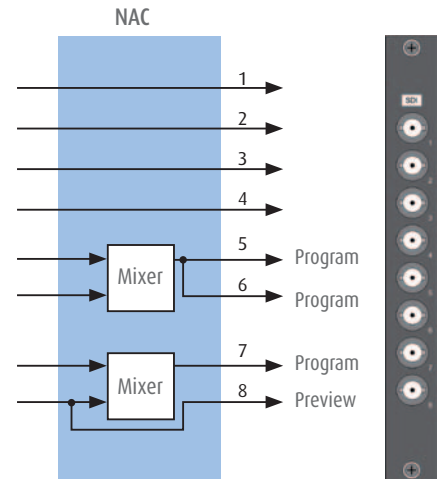
Native Aux Card (NAC)

The Native AUX Output Card (NAC) provides eight SD/HD/3G SDI outputs, in addition to the six native AUX outputs on the M/E card. You can install up to three NACs in the FSN-1400, enabling the system to be equipped with up to 30 native AUX outputs.

Using the Aux section on the control panel or the Aux Menu, any FSN output or any signal from the internal crosspoint matrix can be assigned to any NAC AUX output.

NAC Mixers (upcoming release)

In addition to the single outputs, the NAC can also be configured with multiple two-channel A/B Mixers. Up-to four mixers can be defined, each supporting cut and dissolves with independent transitions rates. The mixer outputs can be defined to provide a duplicate Program or Program/Preview output. The Preview inputs to the mixers can be viewed with the Multiviewer card prior to the transition



M/E Card

The M/E card provides all Program, Preview and Clean outputs for all M/E banks, along with six AUX outputs. All outputs run at the switcher's selected native resolution, and internal test patterns can be routed to any (or all) outputs.

In addition to the native outputs, the card also includes two BNC connectors dedicated to the DSK CUT and FILL input signals. Adjustments for these two DSK inputs are provided on the DSK Setup Menu.



System Card

The System card provides the FSN's reference timing signals, plus connections for GPIO and 24 Tally outputs. The Ethernet and serial communication connectors also reside on the card.

Three connections are provided for reference:

- Reference Input: The system accepts bi-level and black burst for SD, and tri-level for HD with status reporting. If the external video reference is lost, no visual artifacts on FSN video outputs will occur.
- Reference Output: The system outputs bi-level and black burst for SD, and tri-level for HD. The signal can be vertically locked to external video reference, or free run.
- Reference Loop: The looped reference input signal is present on the connector, even if the system card is removed.



Graphical User Interface (GUI)

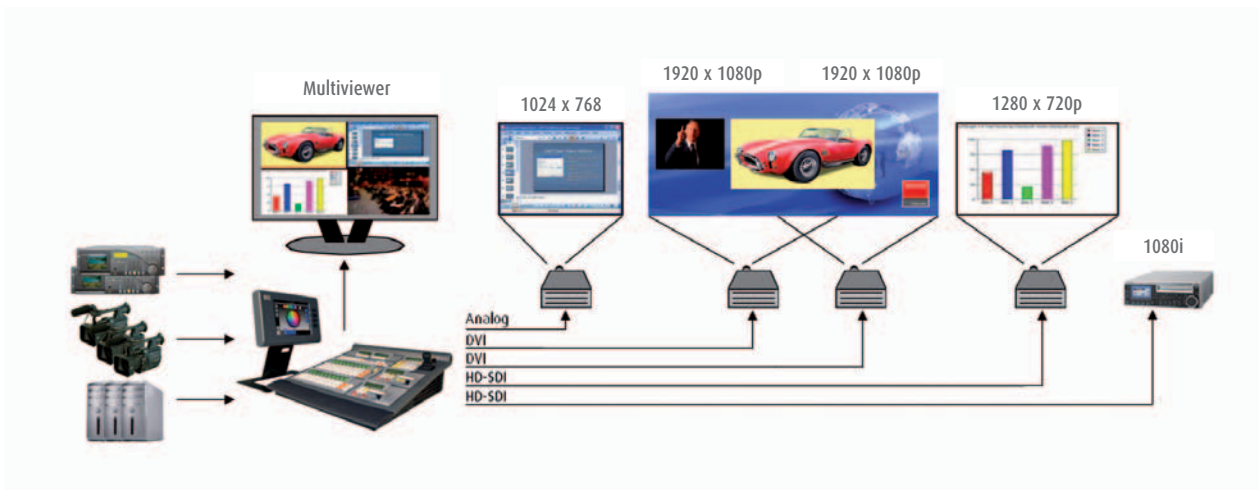
An essential part of the FSN's ease-of-use is the graphical menu system. The menus provide an intuitive, user-friendly environment that allows operators to efficiently set up the unit and perform quick modifications.

The display includes a high-resolution color touch screen and four rotary knobs that allow users to easily modify switcher parameters.

The graphical menus can also run on an off-the-shelf LCD monitor that connects to the FSN-150 via the DVI or HD-15 connector.



FSN multi-format multi-screen application



Specifications

| | TYPE | FORMAT |
|---|---|--|
| Inputs | Up to 40 SD/HD SDI inputs | SMPTE 424M, 292M, 259M-C |
| | Up to 10 universal inputs (SD/HD, DVI, Analog) | SMPTE 424M, 292M, 259M-C DDWG 1.0 RGBHV/RGBS/RGSB, YPbPr, S-video, Composite |
| | Dedicated Native Cut and Fill SD/HD SDI inputs (standard on the M/E card) for DSK | SMPTE 424M, 292M, 259M-C |
| Outputs | 10 SD/HD/3G SDI native outputs for Program/Preset/Clean | SMPTE 424M, 292M, 259M-C |
| | 6 standard native SD/HD SDI Aux outputs on the M/E card. Up to 24 additional native outputs with optional NAC cards | SMPTE 424M, 292M, 259M-C |
| | Up to 6 optional universal outputs (SD/HD, DVI, Analog) | SMPTE 424M, 292M, 259M-C DDWG 1.0 RGBHV/RGBS/RGSB, YPbPr, S-video, Composite |
| | Multiviewer: Up to 16 windows on one or two SD/HD, DVI | SMPTE 424M, 292M, 259M-C DDWG 1.0 |
| Control | Analog Ref Input/Loop/Output on a BNC connector | Bi-level and Blackburst at SD Tr-level at HD |
| | GPIO: 4 inputs and 8 outputs on DB25 | |
| | Tally Outputs: 24 contacts on DB50 up to 30VDC at 1 Amp | |
| | Ethernet communication between FSN-150 and FSN-1400 | 10/100Base-T |
| Resolutions | | |
| VGA (640x480) through WUXGA (1920x1200), HDTV (720p, 1080i, 1080p), 2048x1080, Plasma Display Resolutions | | |
| Mechanical | | |
| FSN-1400 | 6RU: 19" W x 10.5" H x 20.75" D (max) / 48.26cm W x 26.67cm H x 52.7cm D (max) | 58 lbs / 26.5 Kg |
| FSN-150 | 22" W x 7" H x 24" D / 55.88cm W x 17.78cm H x 60.96cm D | 26 lbs / 12 Kg |
| Display | 11.6" W x 9.7" H x 2.67" D max with knobs / 29.46cm W x 24.64cm H x 6.78cm D with knobs | 5 lbs / 2.5 Kg |
| Stand | 14" W x 13" H x 10" D / 35.56cm W x 33.02cm H x 25.4cm D | 8 lbs / 3.75 Kg |

M00311-R02-0410-PB

Technical specifications are subject to change without prior notice

11101 Trade Center Drive,
Rancho Cordova, CA 95670, USA
T +1 916 859 2500 - F +1 916 859 2515

Barco nv
Pres. Kennedypark 35,
8500 Kortrijk, Belgium
T +32 56 36 80 47 - F +32 56 36 83 86
email: sales.events@barco.com

BARCO